


D60s

HORIZONTAL DIRECTIONAL DRILL



FOOTPRINT TO POWER RATIO.

The D60s has a compact footprint of 8.5 m (27.9 ft) length and 2.45 m (8 ft) width. Paired with a torque of 9,000 ft-lb (12,200 N.m) and 60 rod configuration, the drill is designed with reliability and performance in mind.




225-HP (168-KW) CAT® C7.1 STAGE V ENGINE.

Provides high horsepower for more powerful drilling, tracking and maneuvering the drill around the jobsite.



LARGE ROD CAPACITY.

Allows for drilling over longer distances and handling of complex bores and the quick change rod box option minimizes the need to manually load additional drill rod, improving overall efficiency.



LARGE MUD PUMP.

Helps deliver high-pressure drilling fluid that cools the drill bit, stabilizes the borehole, and efficiently removes cuttings. This consistent fluid flow supports longer and deeper bores, enhances drilling speed, and reduces the risk of clogging.



IMPROVED ERGONOMIC CABIN INTERIOR.

The D60s has an improved ergonomic cabin interior design for more operator comfort. The center controls and screens are positioned to give more leg space to the operator. Seat has also been positioned in an angle for better visibility on the drill and drill rods.



EASE OF OPERATION.

The D60s is designed for straightforward operation, featuring familiar controls, displays and a proven design. This helps to minimize training time needed by operators.

D60S HORIZONTAL DIRECTIONAL DRILL

GENERAL

Length (Minimum transport): 8.5 m (27.9 ft)

Width (Minimum transport): 2.45 m (8 ft)

Height (Minimum transport): 2.6 m (8.6 ft)

Weight (Minimum transport): 16.2 ton (36,100 lbs)

Weight (Minimum transport with 60 rods): 20.9 ton (46,500 lbs)

PERFORMANCE

Max pullback: 27.2 ton (60,000 lbs)

Max thrust: 27.2 ton (60,000 lbs)

Max carriage speed at max engine RPM: 53 m/min (174 fpm)

Min carriage speed at max engine RPM: 17 m/min (56 fpm)

Max spindle torque (Low at max engine RPM): 12,200 N.m (9,000 ft.lbs)

Max spindle torque (Medium at max engine RPM): 8,790 N.m (6,500 ft.lbs)

Max spindle torque (High at max engine RPM): 5,180 N.m (3,800 ft.lbs)

Max spindle speed at max engine RPM: 209 rpm

Med spindle speed at max engine RPM: 124 rpm

Low spindle speed at max engine RPM: 88 rpm

Max ground drive speed: 2 km/h (1.2 mph)

ENGINE

Make and model: Caterpillar® C7.1-225

Gross horsepower (maximum): 225-hp (168-kW)

Max engine RPM: 2,200 rpm

DRILL PIPE

Type: Vermeer Rod

Rod diameter: 73 mm (2.875 in)

Rod length: 4.5 m (15 ft)

Weight: 79 kg (173 lbs)

Max entry angle: 16 °

MUD PUMP

Make and model: KERR

Max pressure: 737 psi (50.8 bar)

Max flow: 757 L/min (200 gpm)

TANK CAPACITY

Hydraulic tank: 280 L (74 gal)

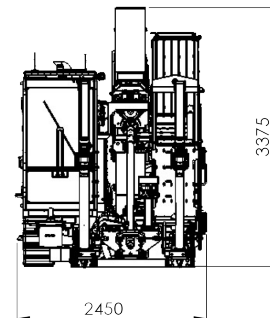
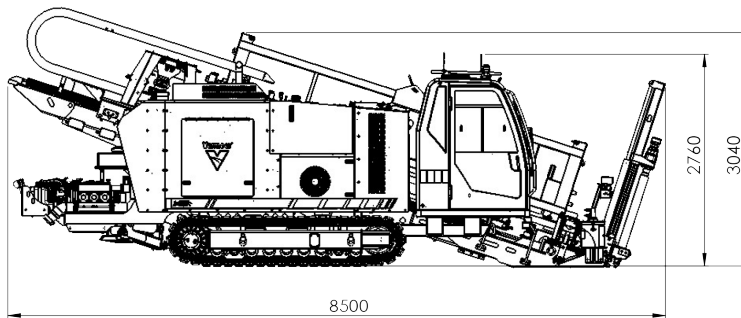
Fuel tank: 335 L (88.5 gal)

FEATURES

Cab w heat and A/C: Standard

DCI-In-dash AURORA® display: Optional

Side entry wireline sub: Standard



Vermeer Tianjin Manufacturing Co., Ltd. reserves the right to make changes in engineering, design and specifications; add improvements; or discontinue manufacturing at any time without notice or obligation. Equipment shown is for illustrative purposes only and may display optional accessories or components specific to their global region. Please contact your local Vermeer dealer for more information on machine specifications. Vermeer, the Vermeer logo, Firestick and Equipped to Do More are trademarks of Vermeer Manufacturing Company in the U.S. and/or other countries. CAT is a trademark of Caterpillar, Inc. Aurora is a registered trademark of Digital Control Incorporated.

© 2025 Vermeer Tianjin Manufacturing Co., Ltd. All Rights Reserved. Printed in the U.S.A. Please recycle.

